
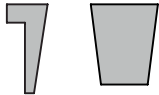

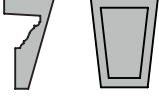




Fypson Shop Drawing Submittal Sheet Door & Window





Product Description	Actual Size (Thickness x Width x Length)	eCatalog Part Number	Profile View (Not to Scale)
Flat Trim	1" x 3 1/2" x 12'	FLT152-12	

Product Description	Actual Size (Width x Height x Projection)	eCatalog Part Number	Profile View (Not to Scale)
Keystone for 3 1/2" Flat Trim & Arches	4 1/4" x 4 1/2" x 2 1/4"	K4TF	
Keystone for 6" Crosshead	5 3/4" x 7" x 3 7/8"	K6M	
Keystone for 6" Crossheads	5 3/4" x 7" x 4 1/8"	KP6M	
Keystone for 9" Crossheads	8" x 11" x 6 1/32"	K9M	

Product Description	Actual Size (Width x Height x Projection)	eCatalog Part Number	Profile View (Not to Scale)
Fluted Pilaster - Adjustable	5 1/4" x 108" x 1 5/8"	PIL5X108	
Fluted Pilaster - Fixed	7" x 90" x 2 1/2"	PIL7X90	
Fluted Pilaster - Adjustable	7" x 108" x 2 1/2"	PIL7X108	
Fluted Pilaster - Fixed	9" x 90" x 3"	PIL9X90	
Fluted Pilaster - Adjustable	9" x 108" x 3"	PIL9X108	

Continued on back

**Fypon Shop Drawing Submittal Sheet
Door & Window (Continued)**

Product Description	Actual Size (Width x Overall Width)	eCatalog Part Number	Profile View (Not to Scale)
6" Crosshead	36" x 39 1/2"	WCH36X6	
9" Crosshead	36" x 41 1/2"	WCH36X9	
6" Crosshead	37 5/8" x 41 1/8"	WCH37X6	
9" Crosshead	37 5/8" x 43 1/8"	WCH37X9	

Note: Additional styles and sizes available – visit www.fypon.com

Additional Products

Product Description	Actual Size	eCatalog Part Number

Project: _____

Specification Reference: _____

Drawing Sheet Reference: _____

Contractor Signature: _____

Contractor has reviewed and approved the attached submittal for compliance with the Contract Documents.